

# Antero 800NA



## FDM Thermoplastic Filament

The information presented are typical values intended for reference and comparison purposes only. They should not be used for design specifications or quality control purposes.



## Overview

Antero™ 800NA is a PEKK-based FDM® thermoplastic with excellent mechanical properties that include high strength, high heat resistance, toughness and wear-resistance. These superior qualities make it a lighter alternative to aluminum and steel in certain use cases.

Chemical resistance and minimal outgassing provide suitability for aerospace applications where prototypes and parts are exposed to jet fuel, oil and hydraulic fluid. Other uses include industrial applications where high-strength and chemical resistance are needed.

3D printing with Antero 800NA FDM filament avoids the waste associated with subtractive manufacturing of high-cost bulk PEKK material.

## Contents:

Ordering Information .....	3
Physical Properties .....	4
Mechanical Properties .....	5
Flame, Smoke, and Toxicity Test Results .....	9
Outgassing .....	10
Appendix .....	12

## Ordering Information

**Table 1. Printer and Support Material Compatibility**

Printer	Model Tip (Slice)	Support Material	Support Tip
Fortus 450mc™	T20F (10 slice)	SUP8000B™ (breakaway)	T16
F900™	T20F (10 slice)	SUP8000B (breakaway)	T16

### Build Sheet

High Temperature

- 0.02 x 26 x 38 in. (0.51 x 660 x 965 mm)
- 0.02 x 16 x 18.5 in. (0.51 x 406 x 470 mm)

### Hardware

Hardened Upgrade

**Table 2. Antero 800NA Ordering Information**

Part Number	Description
<b>Filament Canisters</b>	
355-02500	Antero 800NA, 92.3 cu. in. – Plus
355-03260	SUP8000B, 92.3 cu. in. – Plus
<b>Printer Consumables</b>	
511-10730-S	T20D tip
511-10740-S	T20F tip
511-10401	T16 tip
325-00275-S	High Temperature build sheet, 0.02x26x38 in. (0.51x660x965 mm)
325-00475-S	High Temperature build sheet, 0.02x16x18.5 in. (0.51x406x470 mm)

## Physical Properties

Values are measured as printed. XY, XZ, and ZX orientations were tested. For full details refer to the [Stratasys Materials Test Report](#) (immediate download upon clicking the link). DSC and TMA curves can be found in the Appendix.

**Table 3. Antero 800NA Physical Properties**

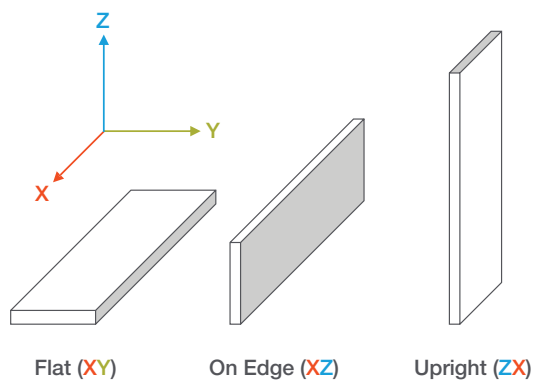
Property	Test Method	Units	Typical Values	
			XY	XZ/ZX
HDT @ 66 psi	ASTM D648 Method B		150.71 C (303.28 F)	
HDT @ 264 psi	ASTM D648 Method B		147.23 C (297.01 F)	
Tg	ASTM D7426 Inflection Point		155.81 C (312.46 F)	
Melt Point	ASTM D7426 Peak Heat		300.23 C (572.41 F)	
Mean CTE	ASTM E831 (40 °C to 140 °C)		36.11 $\mu\text{m}/[\text{m}^{\circ}\text{C}]$ (20.06 $\mu\text{in}/[\text{in}^{\circ}\text{F}]$ )	50.20 $\mu\text{m}/[\text{m}^{\circ}\text{C}]$ (27.89 $\mu\text{in}/[\text{in}^{\circ}\text{F}]$ )
Volume Resistivity	ASTM D257		$> 1.4 \times 10^{14} \Omega \cdot \text{cm}$	
Dielectric Constant	ASTM D150 1 kHz test condition		3.32	
Dissipation Factor	ASTM D150 1 kHz test condition		0.003	
Thermal Conductivity	ASTM E1952 @0C	W/m <sup>2</sup> K BTU/(hr <sup>2</sup> ft <sup>2</sup> F)	0.2988 0.1727	
Thermal Conductivity	ASTM E1952 @30C	W/m <sup>2</sup> K BTU/(hr <sup>2</sup> ft <sup>2</sup> F)	0.3011 0.1740	
Thermal Conductivity	ASTM E1952 @60C	W/m <sup>2</sup> K BTU/(hr <sup>2</sup> ft <sup>2</sup> F)	0.3054 0.1765	
Thermal Conductivity	ASTM E1952 @90C	W/m <sup>2</sup> K BTU/(hr <sup>2</sup> ft <sup>2</sup> F)	0.3088 0.1785	
Thermal Diffusivity	ASTM E1952 @0C	mm <sup>2</sup> /s in <sup>2</sup> /s	0.193 $2.99 \times 10^{-4}$	
Thermal Diffusivity	ASTM E1952 @30C	mm <sup>2</sup> /s in <sup>2</sup> /s	0.174 $2.70 \times 10^{-4}$	
Thermal Diffusivity	ASTM E1952 @60C	mm <sup>2</sup> /s in <sup>2</sup> /s	0.162 $2.51 \times 10^{-4}$	
Thermal Diffusivity	ASTM E1952 @90C	mm <sup>2</sup> /s in <sup>2</sup> /s	0.152 $2.36 \times 10^{-4}$	
Specific Gravity	ASTM D257 @23 °C		1.28	

# Mechanical Properties

Samples were printed with 0.010 in. (0.254 mm) layer heights on the Fortus 450mc and F900 with T20F tip. For the full test procedure please see [Stratasys Materials Test Procedure](#) (immediate download upon clicking the link).

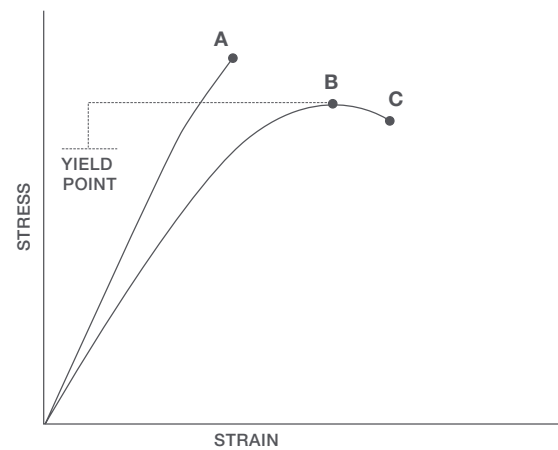
## Print Orientation

Parts created using FDM are anisotropic as a result of the printing process. Below is a reference of the different orientations used to characterize the material.



## Tensile Curves

Due to the anisotropic nature of FDM, tensile curves look different depending on orientation. Below is a guide of the two types of curves seen when printing tensile samples and what reported values mean.



A = Tensile at break, elongation at break (no yield point)

B = Tensile at yield, elongation at yield

C = Tensile at break, elongation at break

**Table 4. Antero 800NA Mechanical Properties - F900 w/T20F Tip**

		XZ Orientation <sup>(1)</sup>	ZX Orientation <sup>(1)</sup>
<b>Tensile Properties: ASTM D638</b>			
Yield Strength	MPa	86.7 (5.0)	59.4 (5.8)
	psi	12300 (720)	8610 (850)
Elongation @ Yield	%	4.7	2.3
Strength @ Break	MPa	73.0 (4.7)	59.7 (5.5)
	psi	10600 (680)	8650 (800)
Elongation @ Break	%	6.1	2.3
Modulus (Elastic)	GPa	2.64 (0.05)	2.77 (0.04)
	ksi	383 (6500)	402 (5.8)
<b>Flexural Properties: ASTM D790, Procedure A</b>			
Strength @ Break	MPa	No break	106 (13)
	psi	No break	15400 (1900)
Strength @ 5% Strain	MPa	136 (2.3)	
	psi	19800 (340)	
Strain @ Break	%	No break	4.1%
Modulus	GPa	3.20 (0.04) GPa	2.65 (0.03)
	ksi	463 (6.4) ksi	385 (40)
<b>Compression Properties: ASTM D695</b>			
Yield Strength	MPa	95.8 (5.9)	95.4 (4.0)
	psi	13900 (0.85)	13800 (0.58)
Modulus	GPa	2.26 (0.25)	2.30 (0.18)
	ksi	327 (36)	333 (25)
<b>Impact Properties: ASTM D256, ASTM D4812</b>			
Notched	J/m	41.1 (6.9)	33.3 (4.2)
	ft*lb/in.	0.770 (0.13)	0.623 (0.08)
Unnotched	J/m	1730 (680)	203 (35)
	ft*lb/in.	32.5 (13)	3.80 (0.65)

(1) Values in parentheses are standard deviations.

**Table 5. Antero 800NA Mechanical Properties - Fortus 450mc w/T20F tip**

		XZ Orientation <sup>(1)</sup>	ZX Orientation <sup>(1)</sup>
<b>Tensile Properties: ASTM D638</b>			
Yield Strength	MPa	90.0 (5.2)	50.1 (3.6)
	psi	13000 (760)	7270 (530)
Elongation @ Yield	%	4.8	1.8
Strength @ Break	MPa	73.0 (13)	49.4 (3.8)
	psi	10600 (1900)	7170 (550)
Elongation @ Break	%	6.4	1.8
Modulus (Elastic)	GPa	2.71 (0.05)	2.89 (0.05)
	ksi	393 (7.4)	419 (7.8)
<b>Flexural Properties: ASTM D790, Procedure A</b>			
Strength @ Break	MPa	No break	96.6 (11)
	psi	No break	14000 (1700)
Strength @ 5% Strain	MPa	137 (1.85)	
	psi	19900 (260)	
Strain @ Break	%	No break	3.6
Modulus	GPa	3.20 (0.02)	3.84 (0.07)
	ksi	464 (5.8)	411 (11)
<b>Compression Properties: ASTM D695</b>			
Yield Strength	MPa	98.4 (4.8)	102 (1.4)
	psi	14300 (700)	14800 (210)
Modulus	GPa	2.46 (0.03)	2.34 (0.15)
	ksi	357 (4.5)	340 (21)
<b>Impact Properties: ASTM D256, ASTM D4812</b>			
Notched	J/m	40.0 (6.3)	30.1 (6.0)
	ft*lb/in.	0.749 (0.12)	0.564 (0.11)
Unnotched	J/m	2730 (1400)	119 (44)
	ft*lb/in.	51.2 (26)	2.23 (0.82)

(1) Values in parentheses are standard deviations.

## Chemical Resistance

Antero 800NA was tested for resistance to chemical exposure per ASTM D543. Chemicals tested and percent change from control is listed below. For further details read the [Antero 800NA Chemical Resistance White Paper](#).

**Table 6. Antero 800NA Chemical Resistance Results**

Change in Tensile Properties – 168 hour Chemical Exposure (ASTM D543)					
	Reagent	Non-Annealed XZ	Non-Annealed ZX	Annealed XZ	Annealed ZX
Tensile Strength	Dichloromethane	-88%	-81%	-15%	1%
	Ethyl Acetate	-20%	-4%	-19%	-7%
	Jet A	-14%	-3%	11%	-1%
	Methyl Ethyl Ketone	-17%	-7%	-16%	-7%
	Skydrol	-5%	16%	19%	-9%
	Toluene	-17%	-11%	-14%	-9%
	30% Nitric Acid	-8%	6%	-7%	7%
	30% Sulfuric Acid	2%	0%	-4%	1%
	60% NaOH	2%	-5%	7%	1%
	Concentrated Ammonia	2%	-4%	2%	4%
% Elongation @ Break	Dichloromethane	1135%	2264%	-11%	0%
	Ethyl Acetate	9%	-1%	3%	-5%
	Jet A	25%	-1%	45%	2%
	Methyl Ethyl Ketone	21%	-2%	16%	-2%
	Skydrol	24%	26%	48%	-7%
	Toluene	8%	-7%	12%	-7%
	30% Nitric Acid	-10%	8%	-12%	7%
	30% Sulfuric Acid	4%	-3%	-4%	4%
	60% NaOH	9%	-10%	8%	3%
	Concentrated Ammonia	10%	-9%	12%	11%
Tensile Modulus	Dichloromethane	-92%	-93%	-1%	-1%
	Ethyl Acetate	-3%	-4%	-3%	-1%
	Jet A	-3%	-3%	-4%	-3%
	Methyl Ethyl Ketone	-2%	-6%	-4%	-4%
	Skydrol	-3%	-4%	-1%	-4%
	Toluene	-1%	-4%	-3%	-3%
	30% Nitric Acid	0%	-6%	-2%	2%
	30% Sulfuric Acid	2%	0%	2%	-2%
	60% NaOH	-1%	7%	3%	0%
	Concentrated Ammonia	-1%	10%	0%	-8%



## Flame, Smoke, and Toxicity

Antero 800NA was printed with a T20D tip on the Stratasys F900 and tested per 14 CFR 25.853, BSS 7238 and 7238, and AITM 2.0007B and 3.0005. The testing establishes that this material meets requirements for:

- 60s and 12s Vertical Burn
- 15s Horizontal Burn
- Toxic Gas Emission
- Heat Release Rate of Cabin Materials
- Smoke Density

**Table 7. Antero 800NA Flame, Smoke, and Toxicity Test Results**

	Avg Time to Extinguish (seconds)	Avg Burned Length (inches)	Drip Time to Extinguish (seconds)				
<b>12 Second Vertical Ignition per 14 CFR 25.853(a), Appendix F, Part I, Paragraph (a)(1)(ii)</b>							
Antero 800NA - Flat Build XY	<1	1.23	0 (no drips)				
Antero 800NA - Vertical - ZX	<1	1.11	0 (no drips)				
<b>60 Second Vertical Ignition per 14 CFR 25.853(a), Appendix F, Part I, Paragraph (a)(1)(i)</b>							
Antero 800NA - Flat Build XY	1.1	2.45	0 (no drips)				
Antero 800NA - Vertical - ZX	1.1	2.86	0 (no drips)				
	Avg Time to Extinguish (seconds)	Avg Burned Length (inches)	Burn Rate (inches/minute)				
<b>15 Second Horizontal Ignition per 14 CFR 25.853(a), Appendix F, Part I, Paragraph (a)(1)(iv)(v)</b>							
Antero 800NA - Flat Build XY	0	0	0				
Antero 800NA - Vertical - ZX	0	0	0				
	Test Mode	Average Ds (maximum) within 4 minutes, (°Dmax)					
<b>Smoke Density per BSS 7238, Rev. C</b>							
Antero 800NA - Flat Build XY	Flaming	2					
Antero 800NA - Vertical - ZX	Flaming	2					
<b>Smoke Density per AITM 2.0007B, Issue 3</b>							
Antero 800NA - Flat Build XY	Flaming	1					
Antero 800NA - Vertical - ZX	Flaming	2					
Antero 800NA - Flat Build XY	Non-flaming	1					
Antero 800NA - Vertical - ZX	Non-flaming	1					
	Test Mode	CO ppm	SO <sub>2</sub> ppm	NO <sub>x</sub> ppm	HCN ppm	HCl ppm	HF ppm
<b>Toxic Gas Emission per BSS 7239, Rev. A</b>							
Antero 800NA - Flat Build XY		0	1.3	0.5	1	0.2	64
Antero 800NA - Vertical - ZX		0	1.4	0.5	0	0.2	86
<b>Toxic Gas Emission per AITM 3.0005, Issue 2</b>							
Antero 800NA - Flat Build XY	Flaming	60	0	0.9	0.4	0	0
Antero 800NA - Vertical - ZX	Non-flaming	1	0	0	0	0	0
Antero 800NA - Flat Build XY	Flaming	50	0	1.3	0	0	0
Antero 800NA - Vertical - ZX	Non-flaming	1	0	0	0	0	0
	Peak HRR (kW/m <sup>2</sup> )	Time to Peak Heat Release (seconds)		2 Minute Total HRR (kW-min/m <sup>2</sup> )			
<b>Heat Release Rate of Cabin Materials per 14 CFR 25.853(d), Appendix F, Part IV</b>							
Antero 800NA - Flat Build XY	48.4	150		15.5			
Antero 800NA - Vertical - ZX	49.4	92		38.6			

## Outgassing

**Table 8. Antero 800NA Outgassing**

Sample	TML (%)	CVCM (%)	WVR (%)
Antero 800NA, T20D tip	0.347	0.004	0.267

## Fire Protection of Railway Vehicles

Antero 800NA resin was printed with a T16A tip on the Stratasys F900, using single contour and +45/-45 solid rasters, which are typical default settings and tested per EN-45545-2.

**Table 9. ANTERO800NA Resin Fire Protection of Railway Vehicles Test Results for R1 requirement set**

Test	Results	5mm XZ	25mm XZ
ISO 5659-2	Ds(4)		16.19
50 kW/m <sup>2</sup>	VOF4	-	19.87
ISO 5659-2 + EN 45545-2 Appendix C	ITC 4 minutes	-	0.00
50 kW/m <sup>2</sup>	ITC 8 minutes		0.034
ISO 5660-1	MAHRE (kW/m <sup>2</sup> )	-	10.5
ISO 5658-2	CFE (kW/m <sup>2</sup> )	12.5	-

## Appendix

Figure 1. 2nd heating scan, DSC, for Antero 800NA.

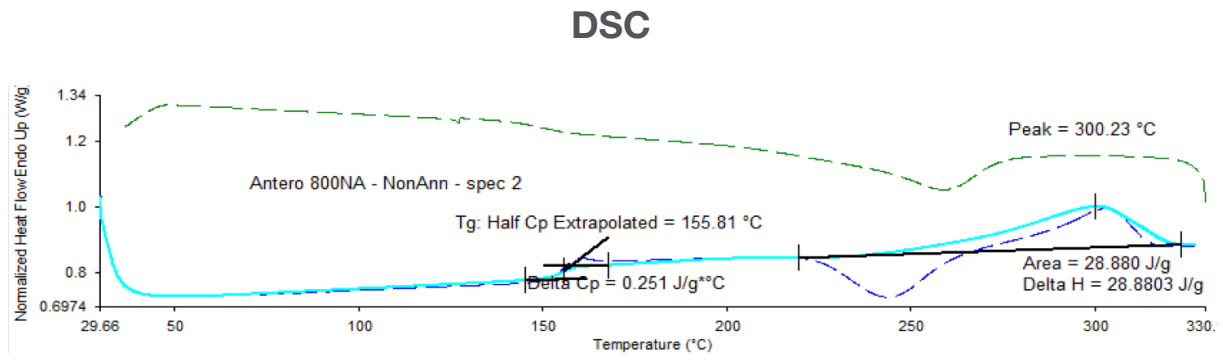


Figure 2. CTE for Antero 800NA through the layers.

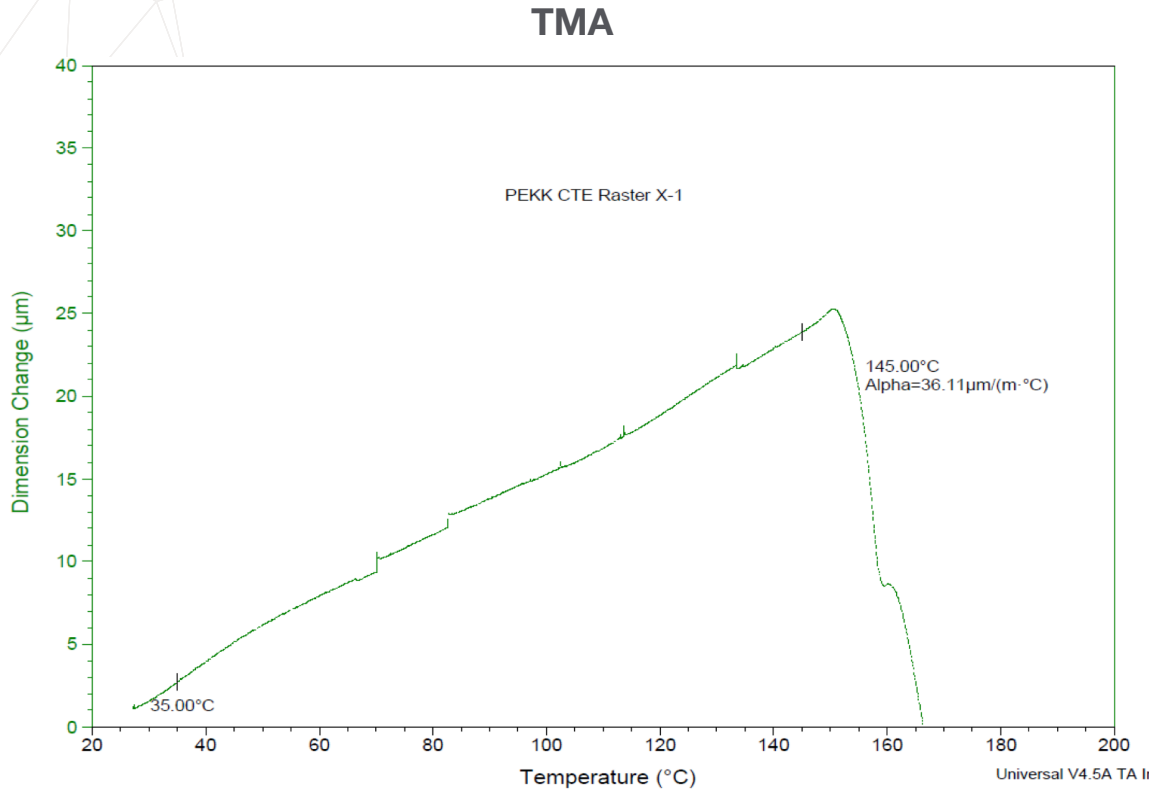


Figure 3. CTE for Antero 800NA in plane to the layers.

